



COVEY ISLAND BOATWORKS
CUSTOM YACHTS FOR THE WORLD SINCE 1979

23 Burma Rd. PO Box 1539
Lunenburg, Nova Scotia, Canada B0J 2C0
902-640-3064 - communications@coveyisland.com

52' Sparkman & Stephens Sloop



LENGTH: 52' 0" (on deck), ~57' 9" LOA

LWL: 46' 3"

DRAFT: 6' 9" Retracted; 9' 9" Extended

DISPLACEMENT: 35,700 lbs. (apx.)

BUILDER: Covey Island Boatworks

DESIGNER: Sparkman & Stephens

POWER: 30kW 326VDC electric drivetrain

AUXILLIARY: 34kW 326VDC generator

DRIVE ELECTRICAL: 326VDC 39.3kWh battery bank

HOUSE ELECTRICAL: 12VDC 6kWh battery bank

FUEL: 2 x 80 US gal. aluminium tanks

WATER: 2 x 100 gal. aluminium fresh water; 100 gal. composite grey water; 100 gal. composite holding tank

BEAM: 14' 11"

RIG HEIGHT: ~86'

YEAR: 2001

BALLAST: 15,000 lbs. cast external lead

TYPE: Sloop

LOCATION: USA

PRICE: \$195,000 USD.

Additional details are listed below. Particulars listed are believed to be correct, but not guaranteed. It is the prospective buyer's responsibility to verify, through inspection and survey, the accuracy of this document.



About Barbara Ann

The Barbara Ann was designed by Sparkman & Stephens as a single handed voyaging vessel, capable of crossing all oceans safely and in complete comfort.

Impeccably built in 2001 by highly regarded Canadian East Coast custom boatbuilders, Covey Island Boatworks, Barbara Ann was built using Covey Island's time-tested composite methods.

The concept for Barbara Ann was based upon a desire to have a vessel which would be suitable as a live aboard which could be easily sailed single handed. The boat was designed with the intent to have all the creature comforts that would make the vessel into a comfortable cruiser during the northeastern winter. This included heating, internet, TV, and a kitchen which would have all the same amenities as at home.


One of the most attractive features of the Barbara Ann is that she is equipped with two helm stations. In stormy weather, you can be inside dry and warm in the heated pilothouse; when the weather is clear, you can be at the outside helm in the cockpit. The pilothouse is equipped with a dining table and a j-shaped settee surrounding it. The pilothouse also features a 42" plasma screen TV and full 360-degree view.

In terms of accommodations, Barbara Ann has a forward master stateroom, with two large hanging lockers. Connecting the master stateroom is the master head, containing a full vanity and medicine cabinet along with the standing shower.

The galley was one of the most thought out features of the Barbara Ann. The galley features plenty of room to store all required tools and ingredients. The galley's granite countertop only weighs 50lbs as its is constructed by sandwiching a granite veneer on top of an aluminum honeycomb providing all the qualities and benefits of granite while reducing weight at the same time. The galley also features a microwave, fridge, freezer and dishwasher.

Finally, the Barbara Ann is equipped with a freestanding carbon fiber mast and boom made by Composite Engineering.

The roller furling jib has a soft luff so there is no forestay when the jib is down. The mainsail is rigged with a Dutchman system letting the sail be dropped and flaked in a matter of seconds. Barbara Ann has a SA/Disp of 21.4 generating amazing performance for a cruiser of it nature as well as being incredibly balanced.





CONSTRUCTION

- The entire structure was glued and fastened with two-part marine epoxy. All wood is number one grade, kiln-dried to 15% moisture content or less. All wood is entirely saturated, sealed/coated with two-part epoxy, three coats minimum.

HULL LAYUP

- ATC Core Cell
- Epoxy composite construction with Kevlar reinforcement

FRAMES

- Foam cored composite hat shaped stiffeners

BULKHEADS

- Foam cored composite construction

DECK LAYUP

- Foam cored with ½" x 2" teak overlay set in epoxy

FASTENERS

- Stainless steel or bronze as appropriate

FINISH/LAYOUT

- Vessel finished outside with 'Awl Grip' linear polyurethane
- Hull: White
- Boot stripe: Maroon
- Decks have non-skid finish
- Bottom paint: Interlux Ultra-Kote antifouling
- Exterior trim is Teak, w/ 10 coats Epifanes clear varnish
- Interior finish is a combination of varnished & painted bulkheads. Varnished finishes using Epifanes Rubbed Effect Varnish w/ 6 coats. Painted finishes using Interlux semi-gloss paint.
- Galley countertops are granite veneering onto aluminum honeycomb

FOREPEAK

- Sole constructed of non-skid painted marine grade plywood
- Fitted with bins and hooks for stowage of sails, anchor rode, sheet, etc.

MASTER STATEROOM

- Fitted with split double berth on centerline with drawers' underneath and a seat in the vee.
- Removeable seat converts split berth into single large berth.
- Built in chair on starboard side with storage underneath.
- Hanging locker on port side with shelves and clothes racks.

MASTER HEAD/SHOWER

- Contains full vanity with cabinets below and medicine cabinet above
- Mirror attached to medicine cabinet door.
- Awlgrip finished shower
- Shower door constructed of frosted Lexan



GALLEY

- Stainless steel sink
- Force 10 gimballed propane stove with exhaust hood
- Box style cold plate refrigerator and freezer with top and side opening
- Microwave over installed over sink
- Dishwasher aft of sink
- Granite countertops veneered onto aluminum honeycomb

PILOTHOUSE:

- Welded aluminum construction
- J-shaped settee around varnished dining table with fiddle
- Retractable chart table
- Steering station equipped with all required navigation equipment and swiveling, lifting helm seat
- Access hatch in sole to engine compartment
- 42" plasma screen TV on starboard side

GUEST HEAD:

- Trimmed to match master head
- Include sink, toilet, and storage lockers

GUEST STATEROOM:

- Fitted with two single berths which can convert to a double berth
- Hanging locker with appropriate shelving on port side

WORKSHOP:

- Contains washer and dryer combination
- Ironing board mounted on inside of door
- Workbench, tool cabinets and storage shelves within
- Rubber tiled sole

TENDER LOCKER:

- Adjacent to transom platform
- Provides ample storage for folder tender, outboard motor, and gasoline
- Includes compressor and is gas tight

STEERING:

- Rudder built of carbon composite construction with foam core
- Twin 72" steering wheels in cockpit

ELECTRICAL:

- 26 x Odyssey 2250 12VAGM propulsion batteries
- 4 x Odyssey 2250 12V AGM house batteries
- Trace Engineering SW2512 2500VA inverter
- Mastervolt Masterlink 20 battery monitoring system
- 2x 66W solar panels installed on pilothouse
- 1 x 110V AC distribution panel
- 1 x 12V DC distribution panel
- 2 x 12V DC subpanel
- Common ground to minimize electrolysis
- 2 x shore power receptacles w/ in line fuse
- 15 x dome lights
- Bow lights, stern light, steaming light, foredeck light, searchlight



INSTRUMENTS:

- 12 x AC outlets
- 2 x DC outlets
- Berth reading lights
- 2 x H2000 full function displays
- 3 x B&G 20/20 displays
- Raytheon Ray 52 VHF radio
- Wavetalk series 1000 sat phone
- Brooks & Gatehouse Hydra autopilot system
- Raytheon 40XX MARPA radome w/ 10" display

TANKAGE:

- 2 x 80 Gal Aluminium fuel tank with Racor fuel filters
- 1 x 100 Gal grey water tank of composite construction with drain lines from showers, sinks, dishwasher, clothes washer, wet locker, and AC condensate pan.
- 1 x 100 Gal black water tank of composite construction

PLUMBING:

- 3 x Rule 3500 automatic bilge pumps
- 1 x Jabsco 1560 GPH heavy duty bilge pump
- 2 x Whale Gusher manual bilge pump
- 2 x Raritan Lectra/San MC Type I waste treatment systems
- 1 x Jabsco 13GPM black water pump
- Anchor wash station
- Kohler K 6996 galley sink with single control faucet with pullout
- Grohe Relaxa personal shower system.
- Grohe head sinks
- Sea Recovery Aqua Whisper Module watermaker
- 2 x Whale Clearstream 700 fresh water pumps
- H2O Allcraft 20 Gal hot water heater

APPLIANCES:

- Force Ten Gourmet Galley Range
- Panasonic NN-T688SA Microwave
- Frigidaire MDR251RER dishwasher
- Equator EZ 3600CEE washer/dryer
- Glacier Bay Arctic Air conditioning system
- Glacier Bay refrigeration system
- Espar D5W diesel heating system
- 2 x 20lb aluminium propane tanks

RIGGING

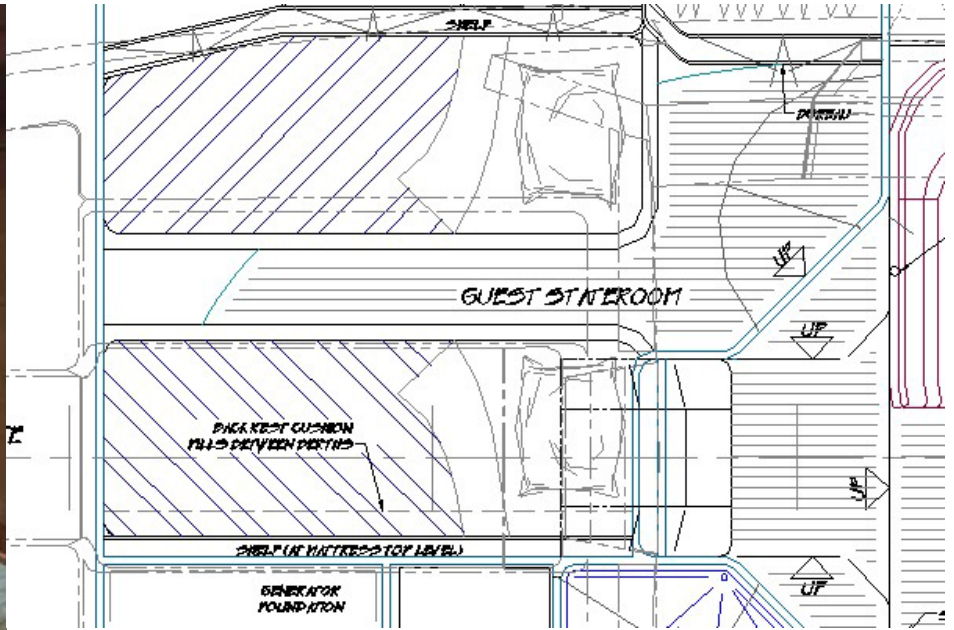
- Composite Engineering free standing carbon mast
- Composite Engineering carbon boom
- Doyle Oceanweave mainsail
- Anderson 46 hydraulic main halyard winch
- Future Fibers soft luff roller furling jib
- 2 x hydraulic reel w



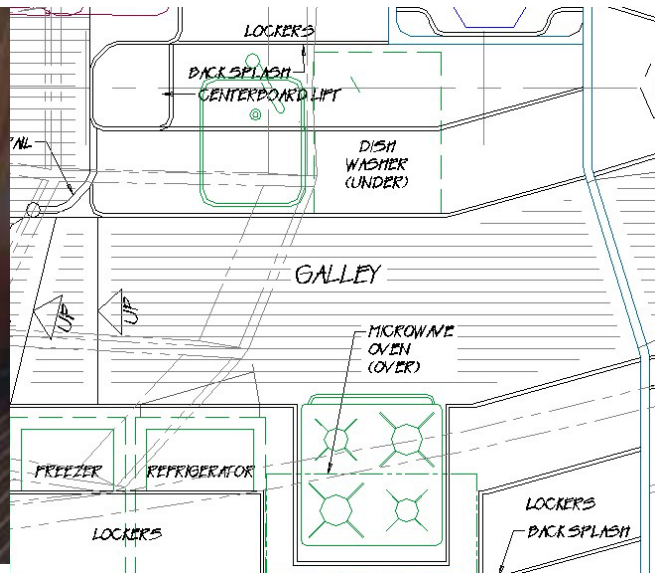
Pilothouse settee showing nav-station and TV



Master Stateroom



Guest stateroom and layout



Galley and layout



Cockpit facing forward



Cockpit facing aft



Starboard topsides



4 blade propeller